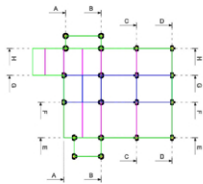
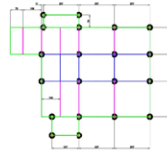


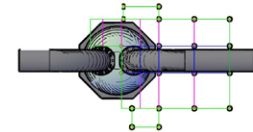
INDIVIDUAZIONE DELLE SEZIONI LONGITUDINALI



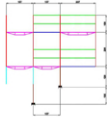
PANTA QUOTATA



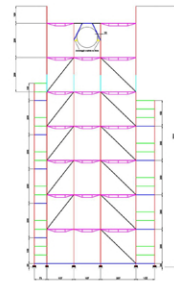
PANTA PONTEGGIO IN OPERA




SEZIONE A-A



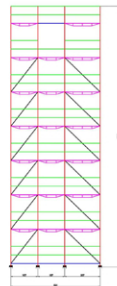
SEZIONE B-B



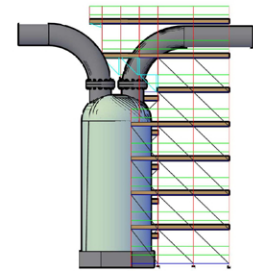
SEZIONE C-C



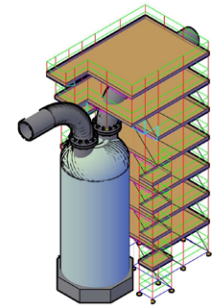
SEZIONE D-D




PROSPETTO NORD PONTEGGIO IN OPERA



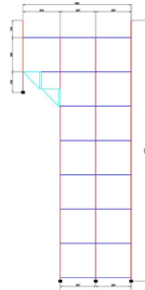
PROSPETTO ASSONOMETRICO PONTEGGIO IN OPERA



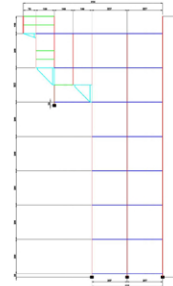
SEZIONE E-E




SEZIONE F-F



SEZIONE G-G



SEZIONE H-H



PROSPETTO EST PONTEGGIO IN OPERA

